



*Welcome to Year 5  
Oak Class  
Mrs Eastop  
Miss Godbolt*





School Rules displayed  
in all classrooms and  
around the school  
Ready  
Safe  
Respectful





*School Values*

*Respect*


*Resilience*

*Aspiration*

*Trust*

*Certificates given in assembly*





[This Photo](#) by Unknown Author is licensed under [CC BY-SA-NC](#)

## Structure of the Day

8.40 – School begins

8.40 – 9.00 – Register, early morning work, reading

9.00 – 10.00 – Session 1

10.00 – 11.00 – Session 2

11.00 – 11.15 – break time

11.15 – 12.15 – Session 3

12.15 – 1.15 – Lunch

1.15 – 2.15 – Session 4

2.15 – 2.30 – Daily Mile

2.30 – 3.20 – Session 5






## PE

- Monday afternoon with class teacher
- Wednesday afternoon with Complete
- Children need shorts, T shirt and trainers.
- As the weather gets colder, they may wear leggings/track suit bottoms, fleeces or sweatshirts.
- Children need their own PE kit in every week.
- Please take earrings out before school.





## Library

- Thursday afternoons – please ensure your child has their book in school on that day.
- We also have a selection of Accelerated Reading books in the classroom for the children to choose from.





## Home Learning

Each week the children will get:

- Spellings – spelling rule with words to match and 5 key words
- Times tables – children have log on details for Times Tables Rockstars
- Either a maths or English worksheet
- Reading – try to read every day and remember to fill in the reading diary
- Home Learning is given out on Wednesday and should be returned on Monday.





Topics for the Autumn term

**Science** – Earth and Space

Properties of Materials


- **Geography** - How will our world look in the future?
- **History** – The Ancient Greeks
- Curriculum overview booklet





## The Write Stuff Unit Plan

Transforming the Teaching of Writing



## English - Write Stuff by Jane Considine

- Daily work is based upon the plot points and experience days
- Writing is modelled by the teacher and children have an opportunity to work with a partner to generate more ideas
- Independent writing is done at the end of each unit.



The logo for White Rose Maths is a circular emblem. The top half of the circle is dark blue with the word "White" in white, bold, sans-serif font. The bottom half is white with the words "Rose" and "Maths" in dark blue, bold, sans-serif font. The "o" in "Rose" contains a small rose icon. The entire logo is set against a white background within a dark blue speech bubble shape.

**White**  
**Rose**  
**Maths**

## Maths - White Rose

- Daily lessons
- Flashbacks
- Extension activities – bubbles
- End of unit assessment



## Write it Down Anti- bullying strategy

- Children are able to write, in confidence, about what has happened to them.
- This is then put into the post box and dealt with by Mrs Dixon.





## Who to contact

- Class teacher before or after school if it is brief chat.
- Phone the school office and leave a message. I will phone you back.
- Mrs Dixon – Home School Link Worker
- Make sure the office has up to date contact numbers so we can contact you.
- E-mail  
[ashclass@shawfield.surrey.sch.uk](mailto:ashclass@shawfield.surrey.sch.uk)

